



Poles improvement

for Pardies' Celestial Globe (diam. 250mm)

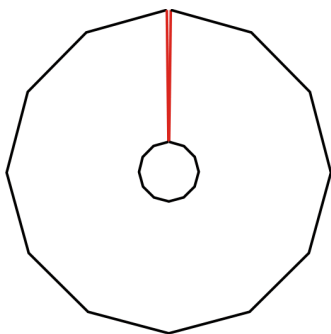
(in case you are not satisfied by your globe assembly at Poles...)



North Pole Cap



South Pole Cap



Cut along the red lines.
Cut the inner and outer perimeter of the cap.
Glue it on the globe.

*Taglia lungo le linee rosse.
Taglia poi lungo il perimetro esterno ed interno.
Incolla il pezzo sul globo.*